

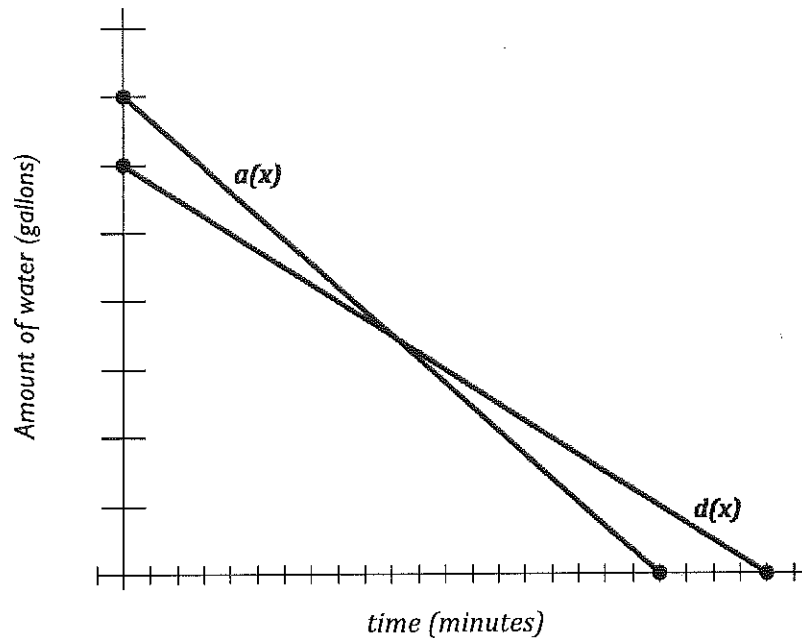
## 3.4 The Water Park

### *A Solidify Understanding Task*



CC BY Jeff Golden  
<https://flic.kr/p/sRGBDX>

Aly and Dayne work at a water park and have to drain the water at the end of each month for the ride they supervise. Each uses a pump to remove the water from the small pool at the bottom of their ride. The graph below represents the amount of water in Aly's pool,  $a(x)$ , and Dayne's pool,  $d(x)$ , over time.



Part I

1. Make as many observations as possible with the information given in the graph above.

SECONDARY MATH I // MODULE 3  
FEATURES OF FUNCTIONS—3.4

Part II

Dayne figured out that the pump he uses drains water at a rate of 1000 gallons per minute and takes 24 minutes to drain.

2. Write the equation to represent the draining of Dayne's pool,  $d(x)$ . What does each part of the equation mean?
3. Based on this new information, correctly label the graph above.
4. For what values of  $x$  make sense in this situation? (Use interval notation to write the domain of the amount of water in Dayne's pool).
5. Determine the range, or output values, that make sense in this situation. (Use interval notation to write the range of the amount of water in Dayne's pool).
6. Write the equation used to represent the draining of Aly's pool,  $a(x)$ . Using interval notation, state the domain and range for the function,  $a(x)$  as well as the domain and range of the situation. Compare the two domains by describing the constraints made by the situation.

Part III

Based on the graph and corresponding equations for each pool, answer the following questions.

7. When is  $a(x) = d(x)$ ? What does this mean?
8. Find  $a(5)$ . What does this mean?
9. If  $d(x)=2000$ , then  $x= \underline{\hspace{1cm}}$ . What does this mean?
10. When is  $a(x) > d(x)$ ? What does this mean?

**READY, SET, GO!**

Name \_\_\_\_\_

Period \_\_\_\_\_

Date \_\_\_\_\_

**READY**

Topic: Attributes of linear and exponential functions.

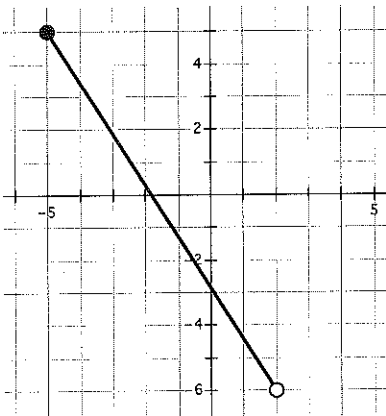
1. Comparing and contrasting linear and exponential functions. Provide a comparison between linear and exponential functions, be sure to include as many characteristics of each function as possible and be clear about the similarities and differences between these functions.

**SET**

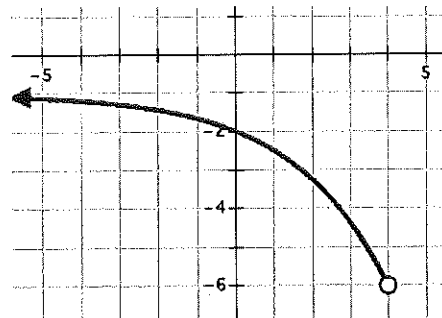
Topic: Identifying attributes of functions from their graphs.

For each graph, identify the domain, range and whether or not the function is increasing or decreasing. Use interval notation when you state the domain and range.

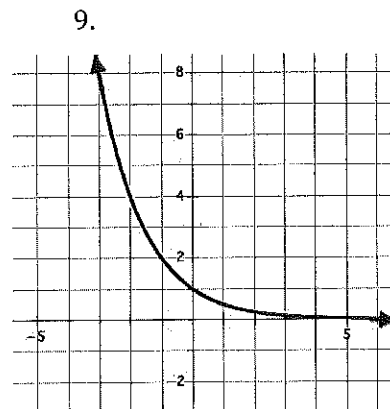
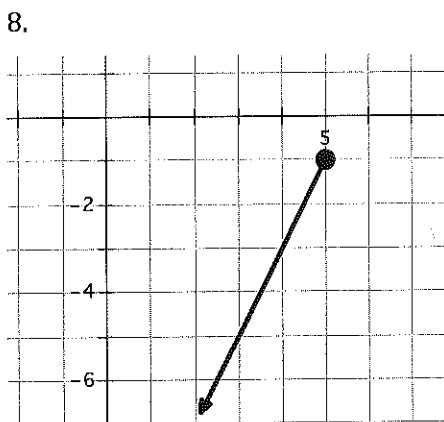
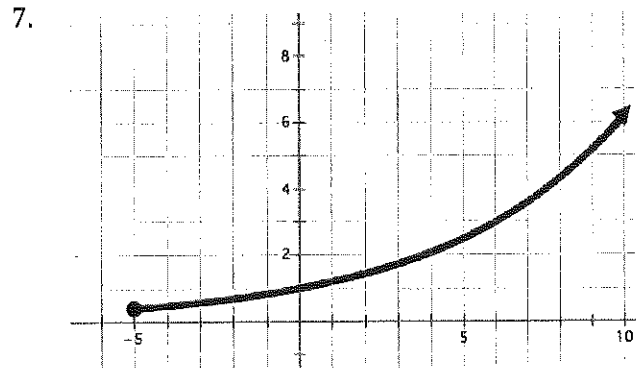
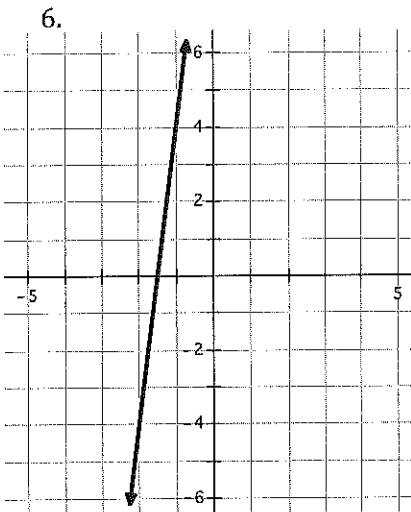
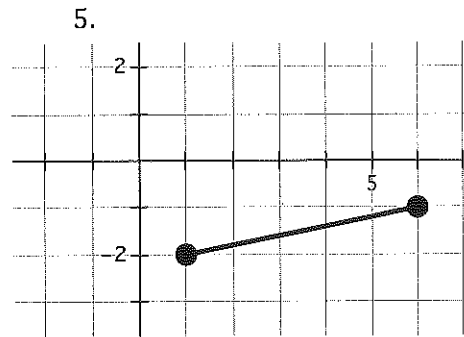
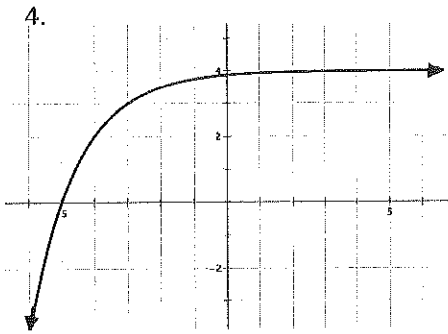
2.



3.



# 3.4



**GO**

Topic: Finding equations for functions.

Find both the explicit and recursive equations for the tables below.

10.

$n$	$f(n)$
1	3
2	5
3	7
4	9

Explicit:

Recursive:

11.

$n$	$f(n)$
2	4
3	8
4	16
5	32

Explicit:

Recursive:

12.

$n$	$f(n)$
6	23
7	19
8	15
9	11

Explicit:

Recursive:

13.

$n$	$f(n)$
1	1
2	3
3	9

Explicit:

Recursive:

14.

$n$	$f(n)$
3	8
4	4
5	2

Explicit:

Recursive:

15.

$n$	$f(n)$
6	7
9	13
12	19

Explicit:

Recursive:

16.

$n$	$f(n)$
2	40
4	32
8	16

Explicit:

Recursive:

17.

$n$	$f(n)$
2	16
3	4
4	1

Explicit:

Recursive:

18.

$n$	$f(n)$
17	5
20	10
26	20

Explicit:

Recursive: