


5.2 Any Way You Spin It

A Develop Understanding Task

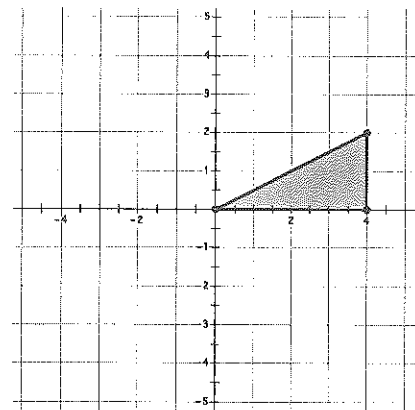
Perhaps you have used a pottery wheel or a wood lathe. (A lathe is a machine that is used to shape a piece of wood by rotating it rapidly on its axis while a fixed tool is pressed against it. Table legs and wooden pedestals are carved on a wood lathe). You might have played with a spinning top or watched a figure skater spin so rapidly she looked like a solid blur. The clay bowl, the table leg, the rotating top and the spinning skater—each of these can be modeled as **solids of revolution**—a three dimensional object formed by spinning a two dimensional figure about an axis.

Suppose the right triangle shown below is rotating rapidly about the x -axis. Like the spinning skater, a solid image would be formed by the blur of the rotating triangle.



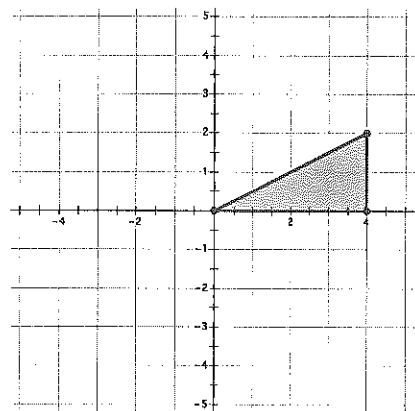
CC BY Kellinahandbasket
<https://flic.kr/p/4jYxqY>

1. Draw and describe the solid of revolution formed by rotating this triangle about the x -axis.



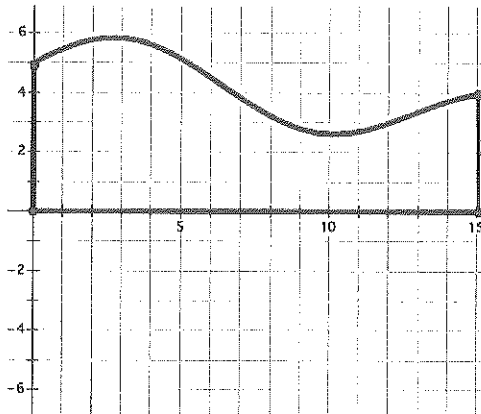
2. Find the volume of the solid formed.

3. What would this figure look like if the triangle rotates rapidly about the y -axis? Draw and describe the solid of revolution formed by rotating this triangle about the y -axis.

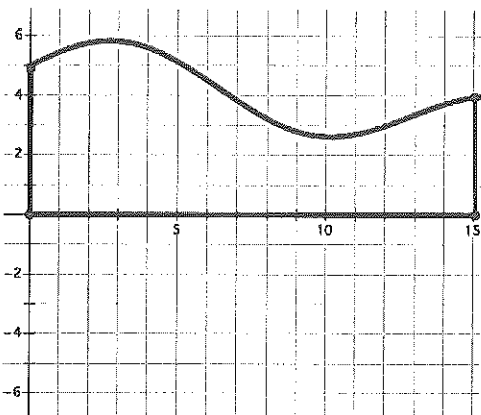


4. Find the volume of the solid formed.

5. What about the following two-dimensional figure? Draw and describe the solid of revolution formed by rotating this figure about the x -axis.



6. Draw a cross section of the solid of revolution formed by this figure if the plane cutting the solid is the plane containing the coordinate axes.





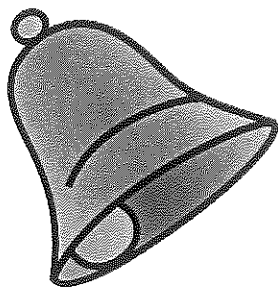


7. Draw some cross sections of the solid of revolution formed by the figure above if the planes cutting the solid are perpendicular to the plane containing the coordinate axes. Draw the cross sections when the intersecting planes are located at $x = 5$, $x = 10$ and $x = 15$.

So, why are we interested in solids that don't really exist—after all, they are nothing more than a blur that forms an image of a solid in our imagination. Solids of revolution are used to create

mathematical models of real solids by describing the solid in terms of the two-dimensional shape that generates it.

8. For each of the following solids, draw the two-dimensional shape that would be revolved about the x -axis to generate it.



Images this page:

<http://openclipart.org/detail/21978/bell-by-nicubunu>

<http://openclipart.org/detail/191140/brown-vaze-clipart.-by-hatar205-191140>

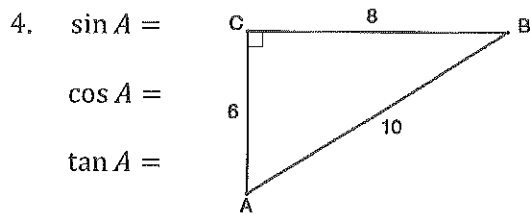
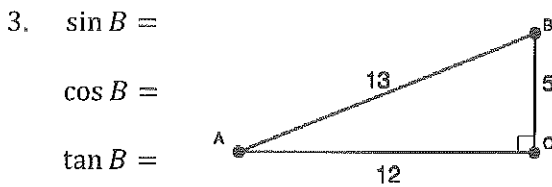
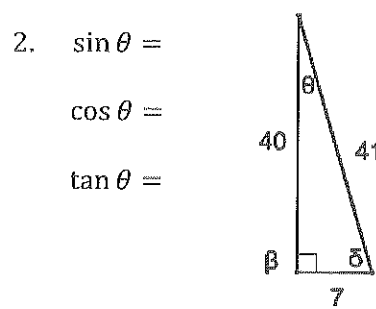
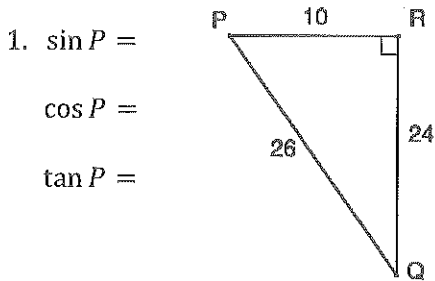
<http://openclipart.org/detail/139759/r-is-for-rocket-by-marauder>

READY, SET, GO! Name _____ Period _____ Date _____

READY

Topic: Finding the trigonometric ratios in a right triangle

Use the given measures on the triangles to write the indicated trig value.

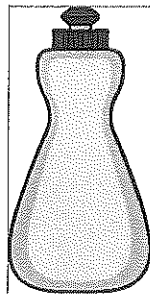


SET

Topic: Drawing solids of revolution


For each of the following solids, draw the two-dimensional shape that would be revolved about the x-axis to generate it.

5.


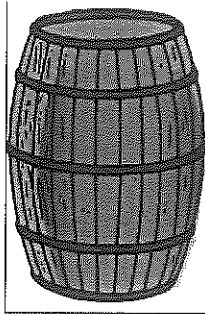


Need help? Visit www.rsgsupport.org

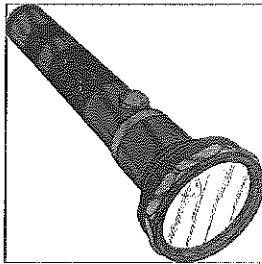
6.



7.



8.



Images used above:

<http://openclipart.org/detail/174126/dish-detergent-bottle-by-tilkigiki-174126>

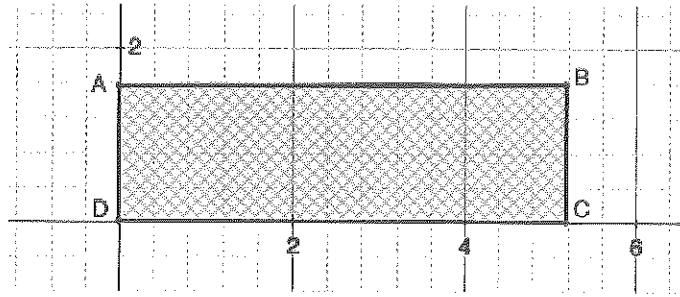
<http://openclipart.org/detail/190246/snow-man-with-hat-by-tiothy-190246>

<http://openclipart.org/detail/167894/barrel-rendered-by-kevie>


http://openclipart.org/detail/1638/flashlight-by-johnny_automatic

Need help? Visit www.rsgsupport.org

9. Name something in your house that would be shaped like the solid of revolution formed, if the figure on the right were rotated about the x-axis.



10. Name something in the world that would be shaped like the solid of revolution formed if the figure on the right were rotated about the y-axis.



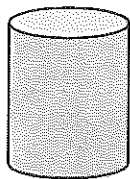
GO

Topic: Using formulas to find the volume of a solid

Find the volume of the indicated solid.

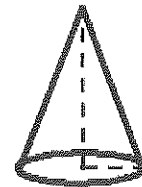
11. $V = \pi r^2 h$ cylinder

$r = 3$ inches
 $h = 10$ inches



12. $V = \frac{1}{3}BH$ right circular cone

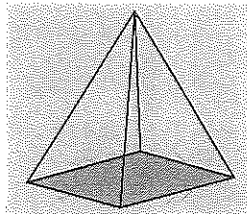
$r = 8$ cm
 $H = 20$ cm



13. $V = \frac{1}{3}l^2 h$ square pyramid

$h = \frac{5\sqrt{2}}{2}$ m

$l = 3\sqrt{5}$ m

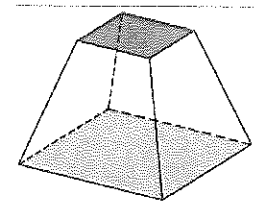


The base is a square.

14. $V = \frac{1}{3}h(a^2 + ab + b^2)$ square frustum

Where a and b are the base and top side lengths and h is the height

$h = 12$ in
 $a = 5\sqrt{7}$ in
 $b = 2\sqrt{7}$ in



Need help? Visit www.rsgsupport.org